

06/07/16

Number of documents: 7

US20130105015	Aseptic connector for a free-flowing food GENERAL 3 PEPSICO
US20130104743	Dispensing machine sanitization using electrochemically activated liquid GENERAL 3 PEPSICO
US20130104742	Cold plasma sanitization for a dispensing machine PEPSICO
CA2862185	Apparatus and method for ice making with a mold PEPSICO
US20150114012	Ice making and harvesting GENERAL 3 PEPSICO
US20130108748	Dispensing nozzle with an ultrasound activator GENERAL 3 PEPSICO
US20100112151	High-voltage pulsed electrical field for antimicrobial treatment PEPSICO

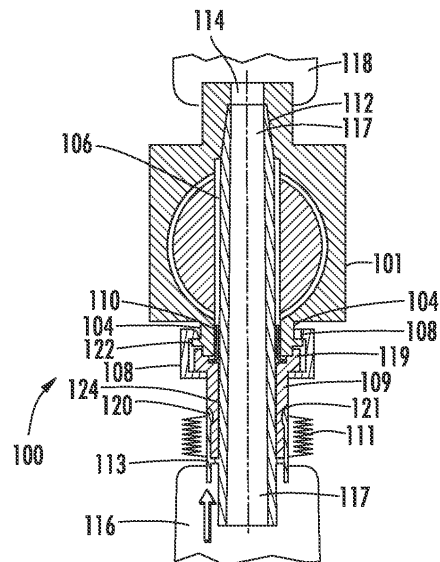
Aseptic connector for a free-flowing food US20130105015

<ul style="list-style-type: none"> • Patent Assignee GENERAL 3 PEPSICO • Inventor DEO INDRANI FALKOV DMITRY KACHKO IGOR MARTSINOVSKIY GEORGY VASILIEV VLADIMIR VERBITSKY MIKHAIL • International Patent Classification B65B-001/04 F16L-029/00 F17D-001/00 • US Patent Classification PCLO=141329000 PCLO=137798000 PCLX=137614200 PCLX=141301000 PCLX=251149200 PCLX=251315010 • CPC Code F16L-029/00/2; F16L-029/00/7; F16L-2201/44; F17D-001/00; Y10T-137/88054; Y10T-137/9029 	<ul style="list-style-type: none"> • Publication Information US2013105015 A1 2013-05-02 [US20130105015] • Priority Details 2011US-61554288 2011-11-01 2012US-13664588 2012-10-31 2015US-14667300 2015-03-24 																				
<ul style="list-style-type: none"> • Fampat family <table style="width: 100%; border-collapse: collapse;"> <tr> <td style="width: 33%;">US2013105015</td> <td style="width: 33%;">A1</td> <td style="width: 33%;">2013-05-02</td> <td style="width: 33%;">[US20130105015]</td> </tr> <tr> <td>WO2013067011</td> <td>A1</td> <td>2013-05-10</td> <td>[WO201367011]</td> </tr> <tr> <td>US9016334</td> <td>B2</td> <td>2015-04-28</td> <td>[US9016334]</td> </tr> <tr> <td>US2015198277</td> <td>A1</td> <td>2015-07-16</td> <td>[US20150198277]</td> </tr> <tr> <td>US9353895</td> <td>B2</td> <td>2016-05-31</td> <td>[US9353895]</td> </tr> </table> 		US2013105015	A1	2013-05-02	[US20130105015]	WO2013067011	A1	2013-05-10	[WO201367011]	US9016334	B2	2015-04-28	[US9016334]	US2015198277	A1	2015-07-16	[US20150198277]	US9353895	B2	2016-05-31	[US9353895]
US2013105015	A1	2013-05-02	[US20130105015]																		
WO2013067011	A1	2013-05-10	[WO201367011]																		
US9016334	B2	2015-04-28	[US9016334]																		
US2015198277	A1	2015-07-16	[US20150198277]																		
US9353895	B2	2016-05-31	[US9353895]																		

- **Abstract:**

(WO201367011)

Reusable aseptic connector (100) which may be used to provide fluid communication between a bag-in-box (BIB) container and a beverage dispenser. The connector provides aseptic properties by insulation of an inner volume of a first part (101) and an inner volume of a second part (102), with the beverage component kept from contacting any of the part of the connector exposed to the environment and having a risk of induced contamination. The connector comprises a ball valve (103), a resilient membrane (110) and a sliding tube (112) wherein the sliding tube (112) has a portion moving toward and through the channel (106) defined by the ball valve (103) and through the resilient membrane (110) to establish fluid communication between the first part and the second part, the portion moving away from the resilient membrane to destablish fluid communication between the first part and the second part when desired.



CONNECTION POSITION 2. (OPERATIVE POSITION)

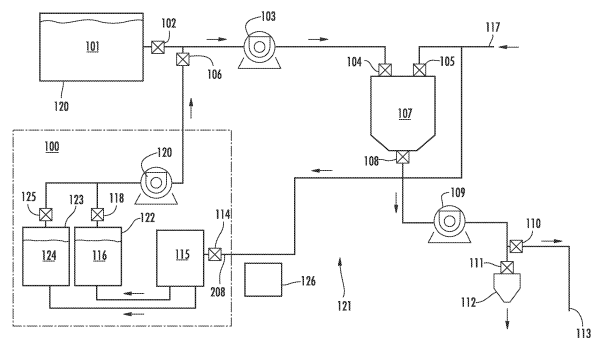
Dispensing machine sanitization using electrochemically activated liquid US20130104743

<ul style="list-style-type: none"> • Patent Assignee GENERAL 3 PEPSICO • Inventor DEO INDRANI FALKOV DMITRY MARTSINOVSKIY GEORGY MARKOSOV SERGEI VERBITSKY MIKHAIL • International Patent Classification A47J-031/00 A47J-031/60 B05B-015/02 B08B-009/08 B67D-001/00 B67D-001/07 B67D-003/00 • US Patent Classification PCLO=001001000 PCLO=134018000 • CPC Code A47J-031/00; A47J-031/60; B05B-015/02/5; B08B-009/08 B08B-009/08; B67D-001/00/21; B67D-001/07; B67D-003/00/58; B67D-2001/075; B67D-2210/00013; Y10T-137/0402 Y10T-137/0402; 	<ul style="list-style-type: none"> • Publication Information US2013104743 A1 2013-05-02 [US20130104743] • Priority Details 2011US-61554359 2011-11-01 2012US-13665026 2012-10-31 2015US-14831993 2015-08-21 																
<ul style="list-style-type: none"> • Fampat family <table style="width: 100%; border: none;"> <tr> <td style="width: 33%;">US2013104743</td> <td style="width: 15%;">A1</td> <td style="width: 15%;">2013-05-02</td> <td style="width: 37%;">[US20130104743]</td> </tr> <tr> <td>WO2013067032</td> <td>A1</td> <td>2013-05-10</td> <td>[WO201367032]</td> </tr> <tr> <td>US9144346</td> <td>B2</td> <td>2015-09-29</td> <td>[US9144346]</td> </tr> <tr> <td>US2015360925</td> <td>A1</td> <td>2015-12-17</td> <td>[US20150360925]</td> </tr> </table> 		US2013104743	A1	2013-05-02	[US20130104743]	WO2013067032	A1	2013-05-10	[WO201367032]	US9144346	B2	2015-09-29	[US9144346]	US2015360925	A1	2015-12-17	[US20150360925]
US2013104743	A1	2013-05-02	[US20130104743]														
WO2013067032	A1	2013-05-10	[WO201367032]														
US9144346	B2	2015-09-29	[US9144346]														
US2015360925	A1	2015-12-17	[US20150360925]														

- **Abstract:**

(WO201367032)

An apparatus comprises a dispensing system (121) and a sanitizing system (100). The apparatus has a dispensing mode and sanitizing mode. The dispensing system may comprise a first valve (102) and at least one component, the at least one component comprising an inner surface. The first valve has an open position to send a free-flowing material to the at least one component when the apparatus is in the dispensing mode, in a closed position when the combination is in the sanitizing mode. The sanitizing system comprises a processing unit, having an electrochemical cell (115) configured to produce an anolyte solution (116) and a catholyte solution (124). The sanitizing system comprises a second valve (106) having an open position to send the anolyte solution (116) and the catholyte solution (124) to the at least one component when the apparatus is in the sanitizing mode. The second valve (106) has a closed position when the apparatus is in the dispensing mode.



Cold plasma sanitization for a dispensing machine

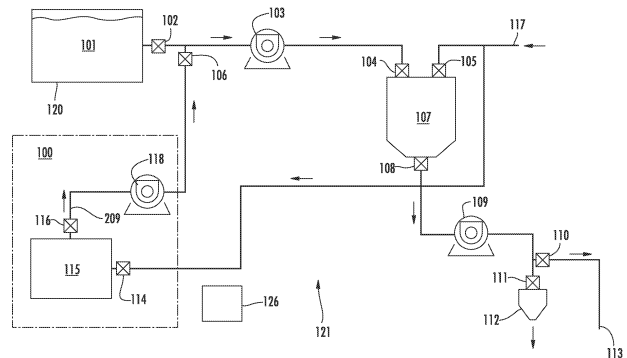
US20130104742

<ul style="list-style-type: none"> • Patent Assignee PEPSICO • Inventor FALKOV DMITRY DEO INDRANI MARTSINOVSKIY GEORGY VERBITSKY MIKHAIL • International Patent Classification A47J-031/60 A61L-002/18 A61L-002/20 B08B-003/08 B08B-009/027 B67D-001/00 B67D-001/07 B67D-003/00 • US Patent Classification PCLO=001001000 PCLO=426474000 PCLX=099290000 PCLX=134022110 • CPC Code A47J-031/60; A61L-002/18/3; B08B-003/08; B08B-009/027 B08B-009/027; B67D-001/00/22; B67D-001/07; B67D-003/00/58; B67D-2001/075; B67D-2210/00023 B67D-2210/00023; 	<ul style="list-style-type: none"> • Publication Information US2013104742 A1 2013-05-02 [US20130104742] • Priority Details 2011US-61554329 2011-11-01 2012US-13664883 2012-10-31 2015US-14822025 2015-08-10 																
<ul style="list-style-type: none"> • Fampat family <table style="width: 100%; border-collapse: collapse;"> <tr> <td style="width: 33%;">US2013104742</td> <td style="width: 33%;">A1</td> <td style="width: 33%;">2013-05-02</td> <td style="width: 33%;">[US20130104742]</td> </tr> <tr> <td>WO2013067003</td> <td>A1</td> <td>2013-05-10</td> <td>[WO201367003]</td> </tr> <tr> <td>US9107538</td> <td>B2</td> <td>2015-08-18</td> <td>[US9107538]</td> </tr> <tr> <td>US2015342397</td> <td>A1</td> <td>2015-12-03</td> <td>[US20150342397]</td> </tr> </table> 		US2013104742	A1	2013-05-02	[US20130104742]	WO2013067003	A1	2013-05-10	[WO201367003]	US9107538	B2	2015-08-18	[US9107538]	US2015342397	A1	2015-12-03	[US20150342397]
US2013104742	A1	2013-05-02	[US20130104742]														
WO2013067003	A1	2013-05-10	[WO201367003]														
US9107538	B2	2015-08-18	[US9107538]														
US2015342397	A1	2015-12-03	[US20150342397]														

- **Abstract:**

(WO201367003)

An apparatus comprises a dispensing system (121) and a sanitizing system (100). The apparatus has a dispensing mode and sanitizing mode. The dispensing system may comprise a first valve (102) and at least one component, the at least one component having an inner surface. The first valve (102) is opened to send a free-flowing material to the at least one component when the apparatus is in the dispensing mode. The first valve (102) is closed when the apparatus is in the sanitizing mode. The sanitizing system comprises a processing unit (115) having a discharge cell (203) configured to initiate a cold plasma discharge in an air flow. A tank (206) may be configured to receive the air flow from the discharge cell (203) of the processing unit (115) and expose water in the tank (206) to the air flow for a time sufficient to provide dissolution of ozone from the air flow into the water and form ozone-containing water.



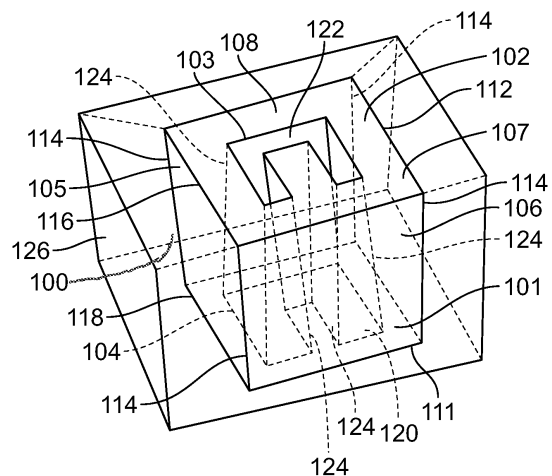
Apparatus and method for ice making with a mold CA2862185

<ul style="list-style-type: none"> • Patent Assignee PEPSICO • Inventor CHUNG TERRY TAE-II Jafa EMAD BALANEV ANDREY MARKOSOV SERGEY VASILIEV VLADIMIR MARTSINOVSKIY GEORGE VERBITSKY MIKHAIL • International Patent Classification F25C-001/04 F25C-001/10 F25C-001/16 F25C-001/22 F25C-001/24 • US Patent Classification PCLO=062066000 PCLX=062340000 • CPC Code F25C-001/16; F25C-001/22; F25C-2305/022; F25C-2400/14; F25D-2400/30 	<ul style="list-style-type: none"> • Publication Information CA2862185 A1 2013-07-25 [CA2862185] • Priority Details 2012US-13618799 2012-09-14 2012US-61588954 2012-01-20 2013WO-US22049 2013-01-18 																																																
<ul style="list-style-type: none"> • Fampat family <table style="width: 100%; border-collapse: collapse; margin-top: 5px;"> <tr> <td style="width: 33%;">CA2862185</td> <td style="width: 33%;">A1</td> <td style="width: 33%;">2013-07-25</td> <td>[CA2862185]</td> </tr> <tr> <td>WO2013109822</td> <td>A2</td> <td>2013-07-25</td> <td>[WO2013109822]</td> </tr> <tr> <td>US2013186113</td> <td>A1</td> <td>2013-07-25</td> <td>[US20130186113]</td> </tr> <tr> <td>WO2013109822</td> <td>A3</td> <td>2013-12-27</td> <td>[WO2013109822]</td> </tr> <tr> <td>AU2013209710</td> <td>A1</td> <td>2014-08-14</td> <td>[AU2013209710]</td> </tr> <tr> <td>BR112014017808</td> <td>A1</td> <td>2014-08-26</td> <td>[BR112014017808]</td> </tr> <tr> <td>EP2805121</td> <td>A2</td> <td>2014-11-26</td> <td>[EP2805121]</td> </tr> <tr> <td>CN104246398</td> <td>A</td> <td>2014-12-24</td> <td>[CN104246398]</td> </tr> <tr> <td>JP2015504151</td> <td>A</td> <td>2015-02-05</td> <td>[JP2015504151]</td> </tr> <tr> <td>MX2014008791</td> <td>A</td> <td>2015-08-05</td> <td>[MX2014008791]</td> </tr> <tr> <td>RU2014134068</td> <td>A</td> <td>2016-03-20</td> <td>[RU2014134068]</td> </tr> <tr> <td>RU2586919</td> <td>C2</td> <td>2016-06-10</td> <td>[RU2586919]</td> </tr> </table> 		CA2862185	A1	2013-07-25	[CA2862185]	WO2013109822	A2	2013-07-25	[WO2013109822]	US2013186113	A1	2013-07-25	[US20130186113]	WO2013109822	A3	2013-12-27	[WO2013109822]	AU2013209710	A1	2014-08-14	[AU2013209710]	BR112014017808	A1	2014-08-26	[BR112014017808]	EP2805121	A2	2014-11-26	[EP2805121]	CN104246398	A	2014-12-24	[CN104246398]	JP2015504151	A	2015-02-05	[JP2015504151]	MX2014008791	A	2015-08-05	[MX2014008791]	RU2014134068	A	2016-03-20	[RU2014134068]	RU2586919	C2	2016-06-10	[RU2586919]
CA2862185	A1	2013-07-25	[CA2862185]																																														
WO2013109822	A2	2013-07-25	[WO2013109822]																																														
US2013186113	A1	2013-07-25	[US20130186113]																																														
WO2013109822	A3	2013-12-27	[WO2013109822]																																														
AU2013209710	A1	2014-08-14	[AU2013209710]																																														
BR112014017808	A1	2014-08-26	[BR112014017808]																																														
EP2805121	A2	2014-11-26	[EP2805121]																																														
CN104246398	A	2014-12-24	[CN104246398]																																														
JP2015504151	A	2015-02-05	[JP2015504151]																																														
MX2014008791	A	2015-08-05	[MX2014008791]																																														
RU2014134068	A	2016-03-20	[RU2014134068]																																														
RU2586919	C2	2016-06-10	[RU2586919]																																														

- **Abstract:**

(EP2805121)

A mold defines a first volume for an ice cube, the mold comprising a bottom face having an inner perimeter and side faces. Each side face has an inner perimeter, top edge, and bottom edge. The top edge of each side face may be longer than the bottom edge. Each side face may extend inward from the top edge to the bottom edge. The mold may comprise a three-dimensional shape within the first volume, the three-dimensional shape comprising a second volume. The second volume may be defined by a top outer perimeter, a bottom outer perimeter, and at least a bulge of the three-dimensional shape. The bulge may extend upwardly and taper between the bottom outer perimeter and the top outer perimeter. The mold may further define a third volume between the first and second volumes, with the mold configured to receive water within the third volume. (From US2013186113 A1)



Ice making and harvesting

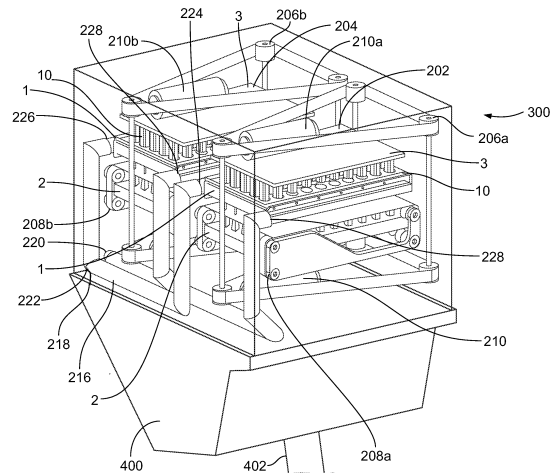
US20150114012

<ul style="list-style-type: none"> • Patent Assignee GENERAL 3 PEPSICO • Inventor Jafa EMAD ABASHKIN VASILII BALANEV ANDREY MARTSINOVSKIY GEORGY VERBITSKY MIKHAIL VASILIEV VLADIMIR • International Patent Classification F25C-001/00 F25C-001/04 • US Patent Classification PCLO=062066000 PCLX=062340000 • CPC Code F25C-001/04/5; F25C-001/04; F25C-001/06; F25C-001/12; F25C-001/18; F25C-001/22/5; F25C-005/02; F25C-005/04 	<ul style="list-style-type: none"> • Publication Information US2015114012 A1 2015-04-30 [US20150114012] • Priority Details 2013US-14068527 2013-10-31 2014WO-US63136 2014-10-30 																				
<ul style="list-style-type: none"> • Fampat family <table style="width: 100%; border: none;"> <tr> <td style="width: 30%;">US2015114012</td> <td style="width: 10%;">A1</td> <td style="width: 15%;">2015-04-30</td> <td style="width: 45%;">[US20150114012]</td> </tr> <tr> <td>CA2928835</td> <td>A1</td> <td>2015-05-07</td> <td>[CA2928835]</td> </tr> <tr> <td>WO2015066314</td> <td>A2</td> <td>2015-05-07</td> <td>[WO201566314]</td> </tr> <tr> <td>WO2015066314</td> <td>A3</td> <td>2015-11-12</td> <td>[WO201566314]</td> </tr> <tr> <td>AU2014342278</td> <td>A1</td> <td>2016-05-12</td> <td>[AU2014342278]</td> </tr> </table> 		US2015114012	A1	2015-04-30	[US20150114012]	CA2928835	A1	2015-05-07	[CA2928835]	WO2015066314	A2	2015-05-07	[WO201566314]	WO2015066314	A3	2015-11-12	[WO201566314]	AU2014342278	A1	2016-05-12	[AU2014342278]
US2015114012	A1	2015-04-30	[US20150114012]																		
CA2928835	A1	2015-05-07	[CA2928835]																		
WO2015066314	A2	2015-05-07	[WO201566314]																		
WO2015066314	A3	2015-11-12	[WO201566314]																		
AU2014342278	A1	2016-05-12	[AU2014342278]																		

- **Abstract:**

(WO201566314)

An ice making and harvesting apparatus comprises a mold, and bottom and top plates. The mold comprises a plurality of cells. Each cell comprises side walls and defines bottom and top openings. The bottom plate is configured to move relative to a bottom surface of the mold. An upper surface of the bottom plate comprises a first sealing component. A bottom side of the mold comprises a second sealing component. The second sealing component is configured to form a seal with the first sealing component of the bottom plate. The bottom plate comprises an inlet and a plurality of channels. Each channel is configured to supply water from the bottom plate to a corresponding cell of the mold. The top plate comprises a plurality of pushing rods, each rod configured to move relative to the top opening of a corresponding cell.



Dispensing nozzle with an ultrasound activator

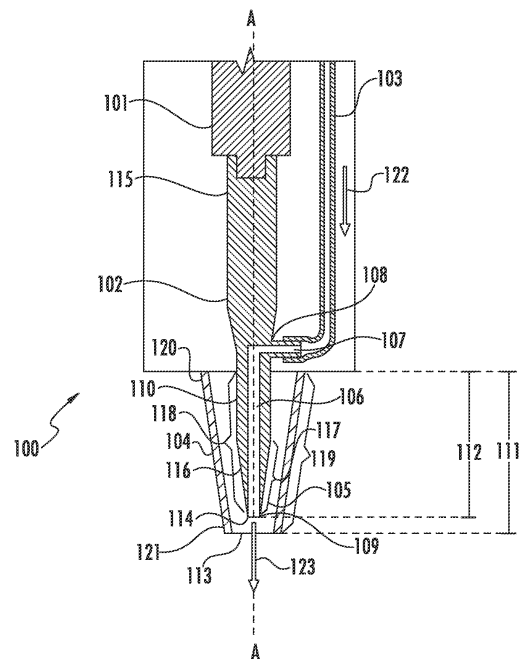
US20130108748

<ul style="list-style-type: none"> • Patent Assignee GENERAL 3 PEPSICO • Inventor DEO INDRANI FALKOV DMITRY YAKOVKIN VLADIMIR MARTSINOVSKIY GEORGY • International Patent Classification A23L-005/30 B05B-017/06 B67D-001/00 • US Patent Classification PCLO=426238000 PCLX=222190000 • CPC Code A23L-001/025/2; B05B-017/06/3 	<ul style="list-style-type: none"> • Publication Information US2013108748 A1 2013-05-02 [US20130108748] • Priority Details 2011US-61554299 2011-11-01 2012US-13664628 2012-10-31 								
<ul style="list-style-type: none"> • Fampat family <table style="width: 100%; border: none;"> <tr> <td style="width: 33%;">US2013108748</td> <td style="width: 33%;">A1</td> <td style="width: 33%;">2013-05-02</td> <td style="width: 33%;">[US20130108748]</td> </tr> <tr> <td>WO2013067041</td> <td>A1</td> <td>2013-05-10</td> <td>[WO201367041]</td> </tr> </table> 		US2013108748	A1	2013-05-02	[US20130108748]	WO2013067041	A1	2013-05-10	[WO201367041]
US2013108748	A1	2013-05-02	[US20130108748]						
WO2013067041	A1	2013-05-10	[WO201367041]						

- **Abstract:**

(WO201367041)

A dispensing nozzle comprising an ultrasound emitter is disclosed. A wall of the ultrasound emitter defines a channel. The ultrasound emitter comprises an inlet, a top and a bottom. The bottom of the ultrasound emitter may comprise a conical outlet. The conical outlet comprises an outer diameter that decreases in size in a direction towards an outlet opening defined by the conical outlet. The channel may extend from the inlet to the conical outlet. The dispensing nozzle further comprises a tube. The tube may be configured to deliver free-flowing material to the inlet. The ultrasound emitter may be configured to deliver ultrasound waves to free-flowing material flowing through channel. The ultrasound emitter may be configured to induce cavitation in free-flowing material passing through the conical outlet. The cavitation may be sufficient to destroy microorganisms and reduce microbial contamination of the free-flowing material dispensed from the dispensing nozzle.



High-voltage pulsed electrical field for antimicrobial treatment

US20100112151

<ul style="list-style-type: none"> • Patent Assignee PEPSICO • Inventor BLUESTEIN PETER VERBITSKY MIKHAIL SHIBANOVA NATALIA YUDIN RUSLAN KHORENYAN ROSTISLAV • International Patent Classification A23L-003/32 A61L-002/03 • US Patent Classification PCLO=426244000 PCLX=422022000 PCLX=422186040 • CPC Code A23L-003/32 	<ul style="list-style-type: none"> • Publication Information US2010112151 A1 2010-05-06 [US20100112151] • Priority Details 2008US-61111577 2008-11-05 2009US-12609802 2009-10-30 								
<ul style="list-style-type: none"> • Fampat family <table style="width: 100%; border: none;"> <tr> <td style="width: 33%;">US2010112151</td> <td style="width: 15%;">A1</td> <td style="width: 15%;">2010-05-06</td> <td style="width: 37%;">[US20100112151]</td> </tr> <tr> <td>WO2010053844</td> <td>A1</td> <td>2010-05-14</td> <td>[WO201053844]</td> </tr> </table> 		US2010112151	A1	2010-05-06	[US20100112151]	WO2010053844	A1	2010-05-14	[WO201053844]
US2010112151	A1	2010-05-06	[US20100112151]						
WO2010053844	A1	2010-05-14	[WO201053844]						

- **Abstract:**

(WO201053844)

Aspects of the invention relate to a device and method for non-contact inactivation of undesirable and/or harmful microorganisms in products using high-voltage nanosecond pulsed electrical field. In certain embodiments, a product may be packaged into a container which is made from a dielectric material and placed between electrodes to be processed by a pulsed electrical field. In certain embodiments, the electrodes, together with the container, may be placed into a treatment assembly filled with a high dielectric permeability media that allows the formation of a quasi-uniform electrical field inside the product and prevents the electrical breakdown of the dielectric material of the container. The electrodes may be connected to a high voltage generator, which forms nanosecond pulses that allow an electrical field of high intensity to penetrate the dielectric material of container walls and gaps between the electrodes and the container's walls to the product without significant energy losses.

